



KIPP PHILADELPHIA CHARTER SCHOOL

2021-22 SCHOOL PROGRESS REPORT ON EDUCATION AND EQUITY

School Code | 3370 Sector | Charter Network | Charters

Principal Name | Marc Mannella

Address | 3001 N 27th St

Phone | 215-227-1728 Website | kippphiladelphia.org/our-schools/kipp-

philadelphia-preparatory-academy

Report Type | K-8 School Grades in Report | K-8


Admissions Category | Citywide

Turnaround Model | N/A

Receives HS Report | No

Oct 1 Enrollment | 840

Student Enrollment and Demographics



- 0.1% American Indian / Alaskan Native
- 0.2% Asian
- 94.3% Black / African American
- 2.4% Hispanic / Latino
- 2.5% Multi Racial / Other
- 0.0% Native Hawaiian / Pacific Islander
- 0.5% White

904

Total Number of Students Served for
10+ Days Over the Year

26.1%

% Students with IEPs

0.1%

% English Learners

86.1%

% Economically Disadvantaged

Student Attendance

20.1%

% Students Attending at Least 95%
of Instructional Days

46.6%

% Students Attending at Least 90%
of Instructional Days

Score Level

Level 3

Performance

At or Above Target in **44.4 %**
4 out of 9 Eligible Metrics


Improvement

Insufficient Data for Score

Goal Performance (All Students)

**GOAL 1 | PSSA ELA % of Students Proficient
or Advanced (Grades 3-8)**

Score: 24.4 %




-18.1 pts from 2021-2022 target

NOT MEETING

no data prior year

**GOAL 2 | PSSA ELA % of Students Proficient
or Advanced (Grade 3)**

Score: 17.8 %



-21.5 pts from 2021-2022 target

NOT MEETING

no data prior year

**GOAL 3 | PSSA Math % of Students Proficient
or Advanced (Grades 3-8)**

Score: 7.4 %



-21.3 pts from 2021-2022 target

NOT MEETING

no data prior year

- Meeting Target
- Not Meeting Target

Performance

Insufficient Data
for Score

Improvement

Insufficient Data
for Score

Level

American Indian / Alaskan Native

Insufficient Data
for Score

Insufficient Data
for Score

Asian

Insufficient Data
for Score

Insufficient Data
for Score

Black / African American

Insufficient Data
for Score

Insufficient Data
for Score

Hispanic / Latino

Insufficient Data
for Score

Insufficient Data
for Score

Multi Racial / Other

Insufficient Data
for Score

Insufficient Data
for Score

Native Hawaiian / Pacific Islander

Insufficient Data
for Score

Insufficient Data
for Score

White

Insufficient Data
for Score

Insufficient Data
for Score

English Learners

Insufficient Data
for Score

Insufficient Data
for Score

Students with IEPs

Insufficient Data
for Score

Insufficient Data
for Score

Economically Disadvantaged

Insufficient Data
for Score

Insufficient Data
for Score

Reading/ELA: Every Student Reads On or Above Grade Level

Goal 1 - Reading Grades 3-8

School Code | 3370 School Name | KIPP Philadelphia Charter School

Goal 1: The percentage of students in grades 3-8 who are proficient on the state ELA assessment will grow from 35.7% in August 2019 to 65.0% by August 2026

PSSA ELA: % of Students Proficient or Advanced, Grades 3-8

All Students, 525 students

Score: 24.4 %



2021-2022 Target: 42.5 %

-18.1 pts from target

2025-2026 Goal: 65.0 %

-40.6 pts from target

NOT MEETING

no data prior year



- Meeting Target
- Not Meeting Target

American Indian / Alaskan Native

Insufficient Sample

Asian

Insufficient Sample

Black / African American, 502 students

Score: 23.5 %
-19.0 pts from target

NOT MEETING

no data prior year



Hispanic / Latino

Insufficient Sample

Multi Racial / Other

Insufficient Sample

Native Hawaiian / Pacific Islander

Insufficient Sample

White

Insufficient Sample

English Learners

Insufficient Sample

Students with IEPs, 145 students

Score: 9.0 %
-33.5 pts from target

NOT MEETING

no data prior year



Economically Disadvantaged, 444 students

Score: 23.9 %
-18.6 pts from target

NOT MEETING

no data prior year



Reading/ELA: Every Student Reads On or Above Grade Level

Goal 2 - Reading Grade 3

School Code | 3370 School Name | KIPP Philadelphia Charter School

Goal 2: The percentage of 3rd grade students who are proficient on the state ELA assessment will grow from 32.5% in August 2019 to 62.0% by August 2026

PSSA ELA: % of Students Proficient or Advanced, Grade 3

All Students, 90 students

Score: 17.8 %



2021-2022 Target: 39.3 %

-21.5 pts from target

2025-2026 Goal: 62.0 %

-44.2 pts from target

NOT MEETING

no data prior year



- Meeting Target
- Not Meeting Target

American Indian / Alaskan Native

Insufficient Sample

Asian

Insufficient Sample

Black / African American, 85 students

Score: 17.7 %

-21.6 pts from target

NOT MEETING

no data prior year



Hispanic / Latino

Insufficient Sample

Multi Racial / Other

Insufficient Sample

Native Hawaiian / Pacific Islander

Insufficient Sample

White

Insufficient Sample

English Learners

Insufficient Sample

Students with IEPs

Insufficient Sample

Economically Disadvantaged, 79 students

Score: 17.7 %

-21.6 pts from target

NOT MEETING

no data prior year



Math & Science: Every Student Performs On or Above Grade Level

Goal 3 - Math Grades 3-8

School Code | 3370 School Name | KIPP Philadelphia Charter School

Goal 3: The percentage of students in grades 3-8 who are proficient on the state Math assessment will grow from 21.6% in August 2019 to 52.0% by August 2026

PSSA Math: % Students Proficient or Advanced, Grades 3-8

All Students, 525 students

Score: 7.4 %



2021-2022 Target: 28.7 %

-21.3 pts from target

2025-2026 Goal: 52.0 %

-44.6 pts from target

NOT MEETING

no data prior year



PSSA Science

% of Students Proficient or Advanced in Science (Grades 4 and 8)

33.5 %

60 out of 179 students

American Indian / Alaskan Native

Insufficient Sample

Asian

Insufficient Sample

Black / African American, 501 students

Score: 6.8 %

-21.9 pts from target

NOT MEETING

no data prior year



Hispanic / Latino

Insufficient Sample

Multi Racial / Other

Insufficient Sample

Native Hawaiian / Pacific Islander

Insufficient Sample

White

Insufficient Sample

English Learners

Insufficient Sample

Students with IEPs, 146 students

Score: 3.4 %

-25.3 pts from target

NOT MEETING

no data prior year



Economically Disadvantaged, 445 students

Score: 6.7 %

-22.0 pts from target

NOT MEETING

no data prior year



Climate, Culture & Opportunity

Guardrail 1 - Welcoming and Supportive Schools

School Code | 3370 School Name | KIPP Philadelphia Charter School

Guardrail 1: Every school will be a safe, welcoming and healthy place where our students, staff and community want to be and learn each day. This means that our schools will be: 1) environmentally safe and clean; and 2) spaces with inclusive climates that provide students with access to robust social, emotional, and mental health supports.

School Climate Score

Score: 7.6



2021-2022 Target: 7.0
0.6 pts above target

2025-2026 Goal: 7.0
0.6 pts above target



School Climate Survey

6.6/10
Student Rating

9.1/10
Parent Rating

Insufficient Sample
Teacher Rating

School Instruction Score

Score: 8.1



2021-2022 Target: 8.0
0.1 pts above target

2025-2026 Goal: 8.0
0.1 pts above target



School Instruction Survey

8.1/10
Student Rating

8.0/10
Parent Rating

Insufficient Sample
Teacher Rating

- Meeting Target
- Not Meeting Target

 **Not Applicable**

School Has at Least 2 Behavioral/Mental Health Support FTEs per 500 Students

Climate, Culture & Opportunity

Guardrail 1 - Welcoming and Supportive Schools

School Code | 3370 School Name | KIPP Philadelphia Charter School

Guardrail 1: Every school will be a safe, welcoming and healthy place where our students, staff and community want to be and learn each day. This means that our schools will be: 1) environmentally safe and clean; and 2) spaces with inclusive climates that provide students with access to robust social, emotional, and mental health supports.

% of Students Attending at Least 95% of Instructional Days	% of Students Attending			
<p>All Students: 904 Students</p> <p style="text-align: center;">Score: 20.1 %</p> <p>2021-2022 Target: 52.9 % -32.8 pts from target</p> <p>2025-2026 Goal: 60.0 % -39.9 pts from target</p> <p>NOT MEETING no data prior year</p>	<p>Greater Than 95% of Instructional Days 20.1 %</p>	<p>90-95% of Instructional Days 26.4 %</p>		
<p>All Students: 904 Students</p> <p style="text-align: center;">Score: 46.6 %</p> <p>2021-2022 Target: 82.3 % -35.7 pts from target</p> <p>2025-2026 Goal: 94.0 % -47.4 pts from target</p> <p>NOT MEETING no data prior year</p>	<p style="text-align: center;">Additional Metrics</p> <table border="0" style="width: 100%;"> <tr> <td style="width: 50%; text-align: center;"> <p>Not Applicable</p> <p><i>% of Teachers Attending at Least 95% of Work Days (Cumulative)</i></p> <p>Not Applicable</p> <p><i>% of Teachers Receiving a Proficient MMS Rating</i></p> </td> <td style="width: 50%; text-align: center;"> <p>Not Applicable</p> <p><i>Teacher Annual Retention</i></p> <p>Not Applicable</p> <p><i>% of Teachers Receiving a Distinguished MMS Rating</i></p> </td> </tr> </table>		<p>Not Applicable</p> <p><i>% of Teachers Attending at Least 95% of Work Days (Cumulative)</i></p> <p>Not Applicable</p> <p><i>% of Teachers Receiving a Proficient MMS Rating</i></p>	<p>Not Applicable</p> <p><i>Teacher Annual Retention</i></p> <p>Not Applicable</p> <p><i>% of Teachers Receiving a Distinguished MMS Rating</i></p>
<p>Not Applicable</p> <p><i>% of Teachers Attending at Least 95% of Work Days (Cumulative)</i></p> <p>Not Applicable</p> <p><i>% of Teachers Receiving a Proficient MMS Rating</i></p>	<p>Not Applicable</p> <p><i>Teacher Annual Retention</i></p> <p>Not Applicable</p> <p><i>% of Teachers Receiving a Distinguished MMS Rating</i></p>			

- Meeting Target
- Not Meeting Target

Climate, Culture & Opportunity

Guardrail 2 - Enriching and Well-rounded School Experiences

Guardrail 3 - Partnering with Parents / Family Members

School Code | 3370 School Name | KIPP Philadelphia Charter School

Guardrail 2: Every student will have a well-rounded education with co-curricular opportunities, including arts and athletics, integrated into the school experience.

Guardrail 3: Every parent and guardian will be welcomed and encouraged to be partners in their child's school community.

% of Students Participating in Visual / Performing Arts

*% of Students
Participating in Visual /
Performing Arts*

99.5 %

801 out of 805 students

School Relationship Score

Score: 8.0



2021-2022 Target: 8.0
at target

MEETING
2026 GOAL

no data prior year



Additional Metrics

Not Applicable



*School Has a SAC/Parent Advisory
Group*

Not Applicable



*School Has a SAC/Parent Advisory
Group That Meets Regularly*

Not Applicable



*Number of SAC/Parent Advisory Group
Meetings*

- Meeting Target
- Not Meeting Target

Climate, Culture & Opportunity

Guardrail 4 - Addressing Racist Practices

School Code | 3370 School Name | KIPP Philadelphia Charter School

Guardrail 4: Our students' potential will not be limited by practices that perpetuate systemic racism and hinder student achievement.

